



New Maths GCSE: S3 - Box Plots Epic Higher GCSE Quiz

Name:

Date:

The following table shows how long girls spent watching TV last week:

	Minutes
Least amount of time	★
Range	
Median	
Lower Quartile	
Upper Quartile	

What should replace the star?

A 0 **B** 10
C 30 **D** 80

Correct Answer: A B C D

Explanation:

.....

.....

.....

.....

.....

.....

The following table shows how long girls spent watching TV last week:

	Minutes
Least amount of time	★
Range	
Median	
Lower Quartile	
Upper Quartile	

What should replace the star?

A 80 **B** 30
C 70 **D** 90

Correct Answer: A B C D

Explanation:

.....

.....

.....

.....

.....

.....

The following table shows how long girls spent watching TV last week:

	Minutes
Least amount of time	
Range	
Median	★
Lower Quartile	
Upper Quartile	

What should replace the star?

A 30 **B** 50
C 45 **D** 40

Correct Answer: A B C D

Explanation:

.....

.....

.....

.....

.....

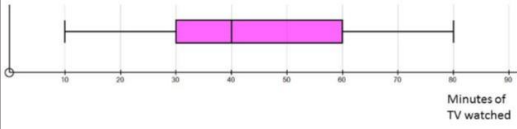
.....

The following table shows how long girls spent watching TV last week:

	Minutes
Least amount of time	
Range	
Median	
Lower Quartile	★
Upper Quartile	

What should replace the star?

- A 25 B 30
C 40 D 60



Correct Answer: A B C D

Explanation:

.....

.....

.....

.....

.....

.....

The following table shows how long girls spent watching TV last week:

What is the interquartile range?

- A 30 B 60
C 40 D 70



Correct Answer: A B C D

Explanation:

.....

.....

.....

.....

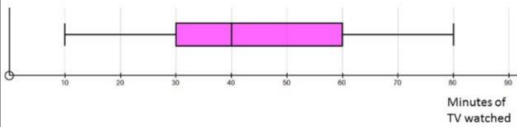
.....

.....

The following table shows how long 200 girls spent watching TV last week:

How many girls watched between 60 and 80 minutes of TV?

- A 150 B 20
C 50 D Not enough information to tell



Correct Answer: A B C D

Explanation:

.....

.....

.....

.....

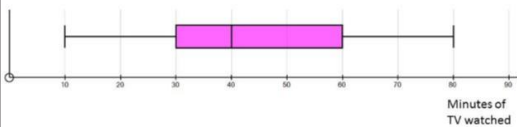
.....

.....

The following table shows how long 200 girls spent watching TV last week:

How many girls watched between 30 and 40 minutes of TV?

- A 50 B 10
C 25 D Not enough information to tell



Correct Answer: A B C D

Explanation:

.....

.....

.....

.....

.....

.....

What percentage of students scored between 20 and 50 marks?

A 25% B 30%
C 50% D Not enough information to say

Correct Answer: A B C D

Explanation:

.....

.....

.....

.....

.....

.....

What is the interquartile range?

a) 3
b) 6
c) 7
d) 4

Designed using: Autograph

Correct Answer: A B C D

Explanation:

.....

.....

.....

.....

.....

.....

What is the median?

a) 30
b) 37.5
c) 25
d) 27.5

Designed using: Autograph

Correct Answer: A B C D

Explanation:

.....

.....

.....

.....

.....

.....

The following table shows how long 300 boys spent watching TV last week:

How many boys watched between 40 and 50 minutes of TV?

A 60 B 10
C 75 D Not enough information to tell

Minutes of TV watched

Correct Answer: A B C D

Explanation:

.....

.....

.....

.....

.....

.....

The following table shows how long boys spent watching TV last week:

	Minutes
Least amount of time	
Range	★
Median	
Lower Quartile	
Upper Quartile	

What should replace the star?

A 70 **B** 50
C 80 **D** 20

Correct Answer: A B C D

Explanation:

.....

.....

.....

.....

.....

.....

The following box plots shows how long girls and boys spent watching TV last week:

On average, who watches TV for the longest?

A Girls: because their maximum value is greater **B** Girls: because their median is greater
C Boys: because their interquartile is lower **D** Boys: because their median is greater

Correct Answer: A B C D

Explanation:

.....

.....

.....

.....

.....

.....

The following box plots shows how long girls and boys spent watching TV last week:

On average, whose TV viewing times are the most consistent?

A Girls: because their interquartile range is greater **B** Girls: because their median is greater
C Boys: because their interquartile is lower **D** Boys: because their median is greater

Correct Answer: A B C D

Explanation:

.....

.....

.....

.....

.....

.....

The following table shows how long 300 boys spent watching TV last week:

How many boys watched between 20 and 40 minutes of TV?

A 75 **B** 120
C 20 **D** Not enough information to tell

Correct Answer: A B C D

Explanation:

.....

.....

.....

.....

.....

.....