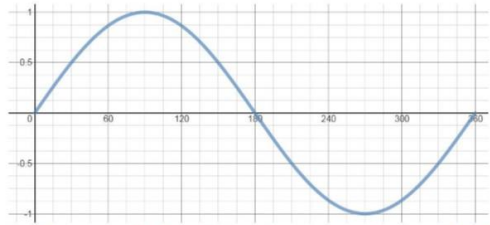




New Maths GCSE: A12 - Equivalent Trigonometry Values from Graphs

Name:

Date:



For $0 \leq x \leq 360$, which value is equal to $\sin(30)$?

A $\sin(150)$ **B** $\sin(210)$
C $\sin(60)$ **D** $\sin(330)$

Correct Answer: A B C D

Explanation:

.....

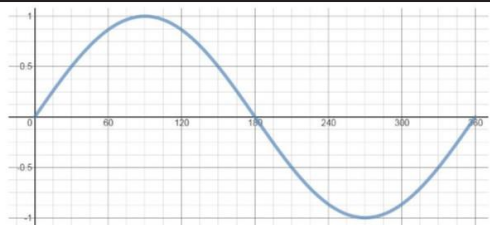
.....

.....

.....

.....

.....



For $0 \leq x \leq 360$, which value is equal to $\sin(60)$?

A $-\sin(60)$ **B** $\sin(240)$
C $\sin(300)$ **D** $\sin(120)$

Correct Answer: A B C D

Explanation:

.....

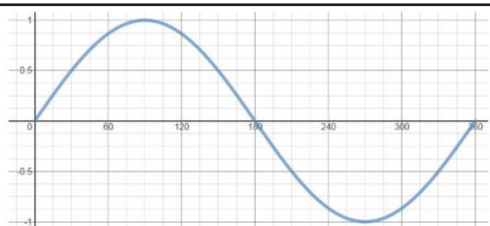
.....

.....

.....

.....

.....



For $0 \leq x \leq 360$, which value is equal to $\sin(50)$?

A $\sin(100)$ **B** $\sin(130)$
C $\sin(230)$ **D** $\sin(310)$

Correct Answer: A B C D

Explanation:

.....

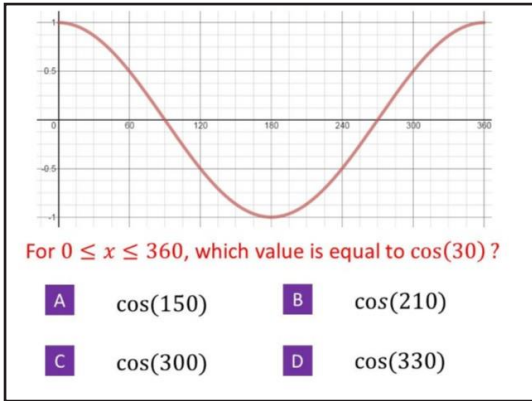
.....

.....

.....

.....

.....



Correct Answer: A B C D

Explanation:

.....

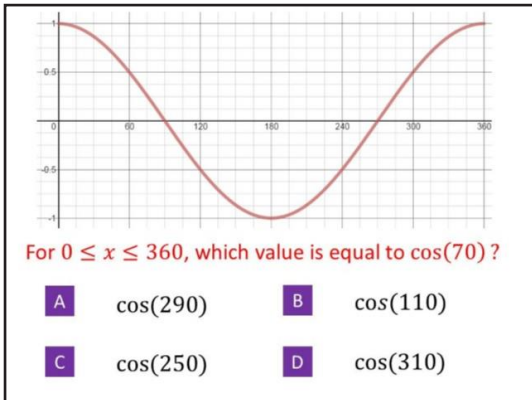
.....

.....

.....

.....

.....



Correct Answer: A B C D

Explanation:

.....

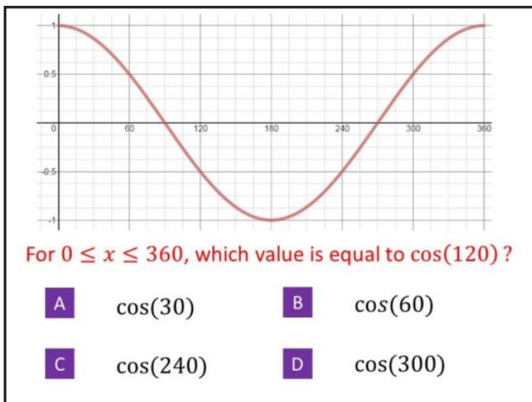
.....

.....

.....

.....

.....



Correct Answer: A B C D

Explanation:

.....

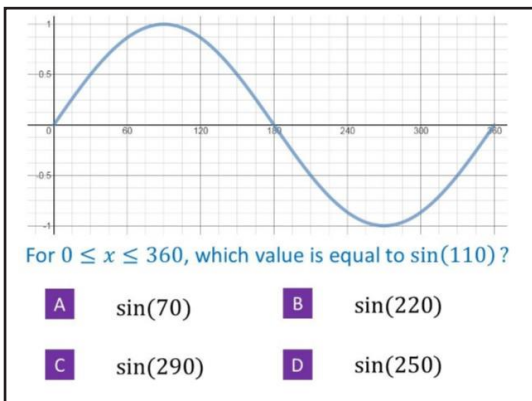
.....

.....

.....

.....

.....



Correct Answer: A B C D

Explanation:

.....

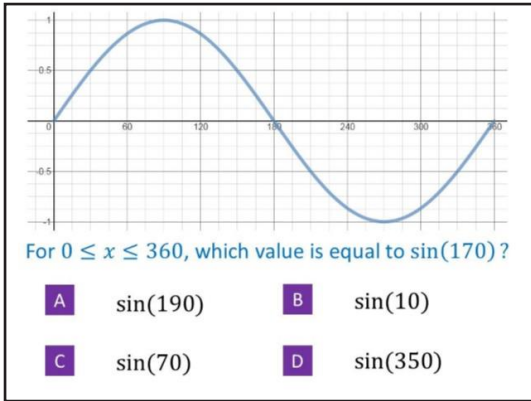
.....

.....

.....

.....

.....



Correct Answer: A B C D

Explanation:

.....

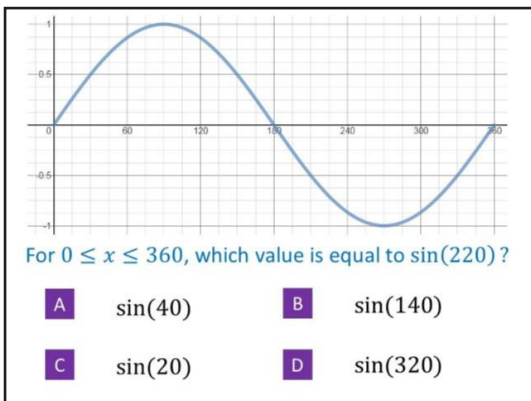
.....

.....

.....

.....

.....



Correct Answer: A B C D

Explanation:

.....

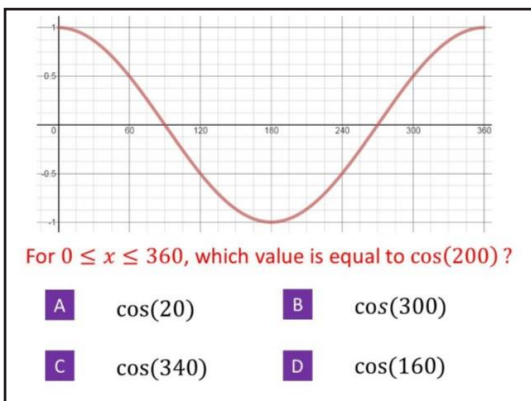
.....

.....

.....

.....

.....



Correct Answer: A B C D

Explanation:

.....

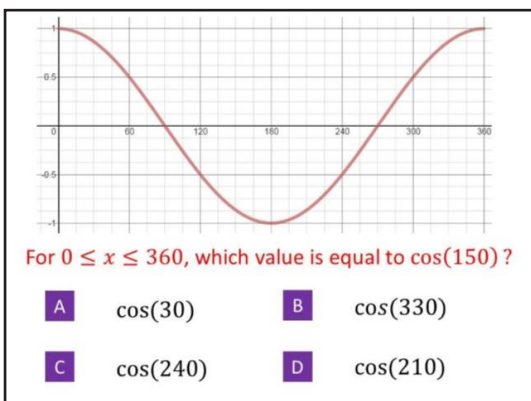
.....

.....

.....

.....

.....



Correct Answer: A B C D

Explanation:

.....

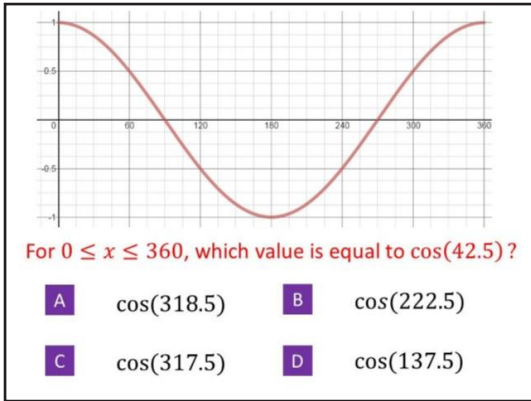
.....

.....

.....

.....

.....



Correct Answer: A B C D

Explanation:

.....

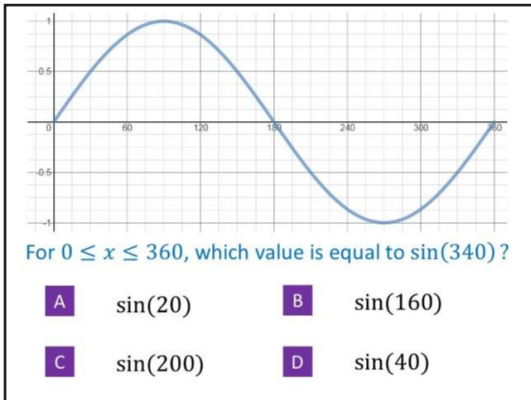
.....

.....

.....

.....

.....



Correct Answer: A B C D

Explanation:

.....

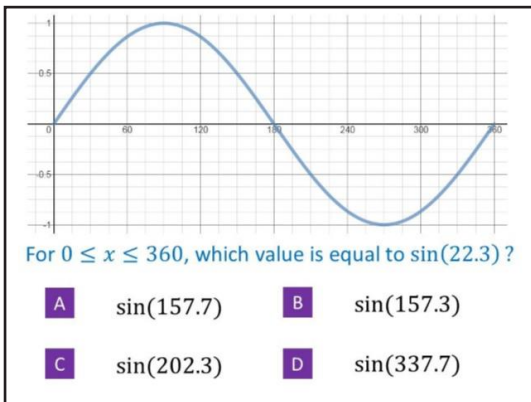
.....

.....

.....

.....

.....



Correct Answer: A B C D

Explanation:

.....

.....

.....

.....

.....

.....