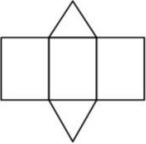


GCSE Maths Takeaway 43 - Nets, Plans and Elevations



Name:.....

Date:.....



Name the polyhedron that can be made from this net

- A Rectangular pyramid
- B Triangular prism
- C Rectangular prism
- D Triangular pyramid

Correct Answer: A B C D

Explanation:

.....

.....


.....

.....

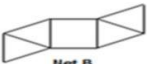
.....

.....

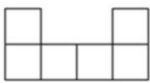
Which diagram is the net for a square based pyramid?



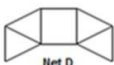
Net A



Net B



Net C



Net D

Correct Answer: A B C D

Explanation:

.....

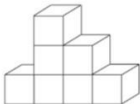
.....

.....


.....


.....

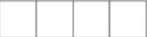
.....




The plan of the solid in the figure above is

(A) 

(C) 

(B) 

(D) 

Correct Answer: A B C D

Explanation:

.....

.....

.....

.....

.....

.....

Which are the correct views?

PLAN
SIDE FRONT

A)

B)

C)

D) None of them

Correct Answer: A B C D

Explanation:

.....

.....

.....

.....

.....

.....

This is what I can see.

From which side am I viewing the shape?

A)

B)

C)

D)

Correct Answer: A B C D

Explanation:

.....

.....

.....

.....

.....

.....