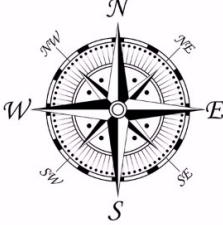




New Maths GCSE: G15 - Bearings and Compass Points

Name:

Date:



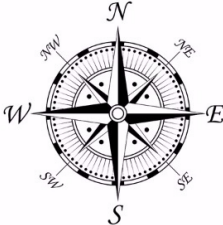
What is the bearing of East (E)?

A 045° **B** 090°
C 270° **D** 180°

Correct Answer: A B C D

Explanation:

.....
.....
.....
.....
.....
.....



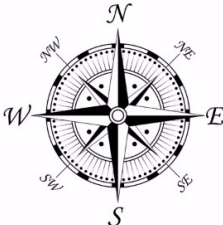
What is the bearing of South (S)?

A 360° **B** 090°
C 270° **D** 180°

Correct Answer: A B C D

Explanation:

.....
.....
.....
.....
.....
.....



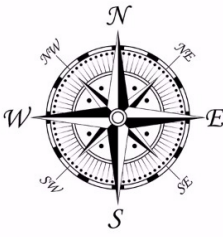
What is the bearing of West (W)?

A 360° **B** 090°
C 270° **D** 180°

Correct Answer: A B C D

Explanation:

.....
.....
.....
.....
.....
.....



What is the bearing of South-East (SE)?

A 225° **B** 045°
C 135° **D** 090°

Correct Answer: A B C D

Explanation:

.....

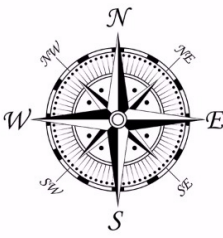
.....

.....

.....

.....

.....



What is the bearing of North-West (NW)?

A 270° **B** 045°
C 225° **D** 315°

Correct Answer: A B C D

Explanation:

.....

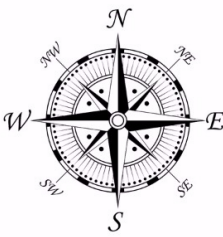
.....

.....

.....

.....

.....



What is the bearing of South-West (SW)?

A 270° **B** 135°
C 225° **D** 315°

Correct Answer: A B C D

Explanation:

.....

.....

.....

.....

.....

.....