



Exit Ticket Y2 - Pictograms

Name:

Date:

AQA
Assessment & Quality Assurance

A pictogram shows the number of text messages sent one day by some friends.
Each symbol represents 4 text messages.
How many text messages are represented by 8 symbols?

A	B	C	D
2	4	12	32

Copyright © AQA and its licensors. All rights reserved.

Correct Answer: A B C D

Explanation:

.....

.....


.....

.....

.....

.....

It was reported that the number of visitors at a tourist attraction last May had increased from April. The approximate numbers visiting in each of the months are shown in the pictogram below. (The key is missing.)



April May

The number of visitors in April was 10 000.

Which **one** of the following is an approximate estimate of the number of visitors in May?

A 11000 B 13000 C 15000 D 17000

Copyright © OCR

Correct Answer: A B C D

Explanation:

.....


.....













.....

.....

.....

.....

In the pictogram,  represents 4 goals scored.
The number of goals scored by each player in 10 games is shown below.

Name	Goals scored
John	  
Clive	    
Garth	 
Robert	 

How many goals did Clive score in the 10 games?

(A) 3
(B) 12
(C) 13
(D) 14

Correct Answer: A B C D

Explanation:

.....

.....

.....

.....

.....

.....