

- You have the graph of a cubic function, $y = f(x)$.
- The roots of the equation $f(x) = 0$ are labelled A, B and C. They have coordinates $(a, 0)$, $(b, 0)$ and $(c, 0)$, respectively.
- Define the function.
- Find the coordinates of point M, which lies on the graph $y = f(x)$, and is the centre of the circle that passes through B and C.
- Draw a tangent to the graph at M and determine where it cuts the x -axis.
- Use algebra to work out the equation of the tangent to check your accuracy.

SIC_19

- You have the graph of a cubic function, $y = f(x)$.
- The roots of the equation $f(x) = 0$ are labelled A, B and C. They have coordinates $(a, 0)$, $(b, 0)$ and $(c, 0)$, respectively.
- Define the function.
- Find the coordinates of point M, which lies on the graph $y = f(x)$, and is the centre of the circle that passes through B and C.
- Draw a tangent to the graph at M and determine where it cuts the x -axis.
- Use algebra to work out the equation of the tangent to check your accuracy.

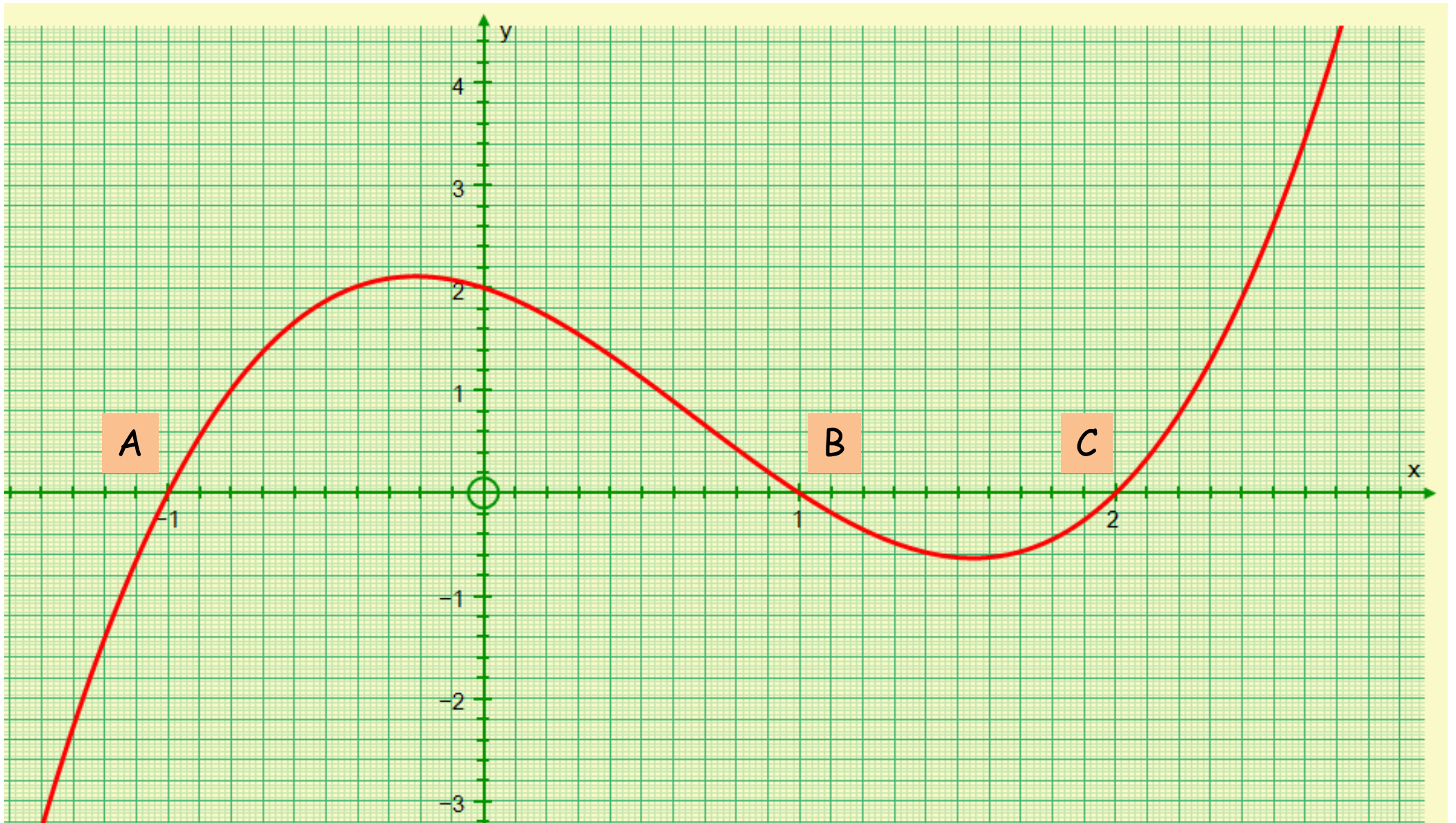
SIC_19

- You have the graph of a cubic function, $y = f(x)$.
- The roots of the equation $f(x) = 0$ are labelled A, B and C. They have coordinates $(a, 0)$, $(b, 0)$ and $(c, 0)$, respectively.
- Define the function.
- Find the coordinates of point M, which lies on the graph $y = f(x)$, and is the centre of the circle that passes through B and C.
- Draw a tangent to the graph at M and determine where it cuts the x -axis.
- Use algebra to work out the equation of the tangent to check your accuracy.

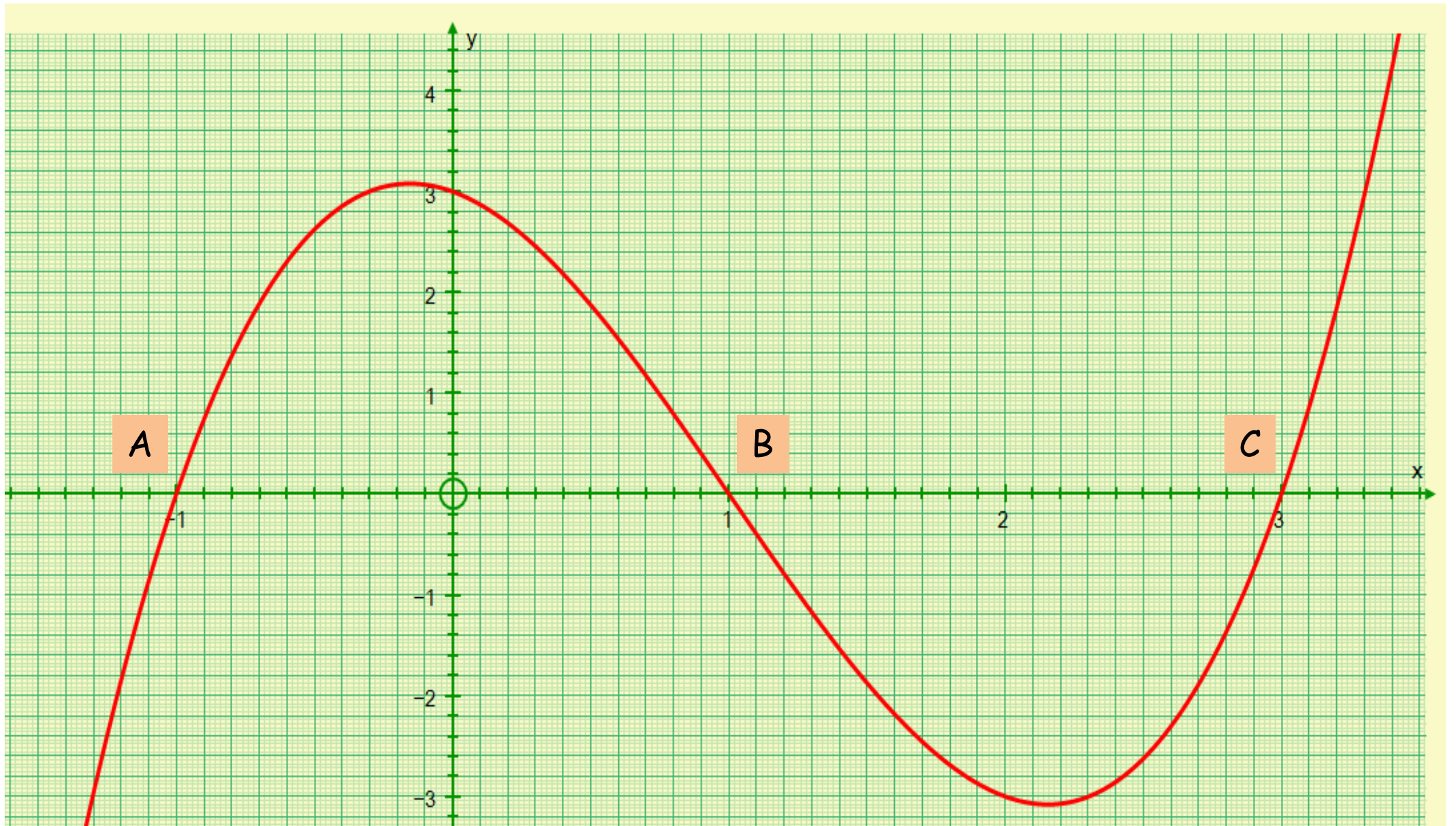
SIC_19

- You have the graph of a cubic function, $y = f(x)$.
- The roots of the equation $f(x) = 0$ are labelled A, B and C. They have coordinates $(a, 0)$, $(b, 0)$ and $(c, 0)$, respectively.
- Define the function.
- Find the coordinates of point M, which lies on the graph $y = f(x)$, and is the centre of the circle that passes through B and C.
- Draw a tangent to the graph at M and determine where it cuts the x -axis.
- Use algebra to work out the equation of the tangent to check your accuracy.

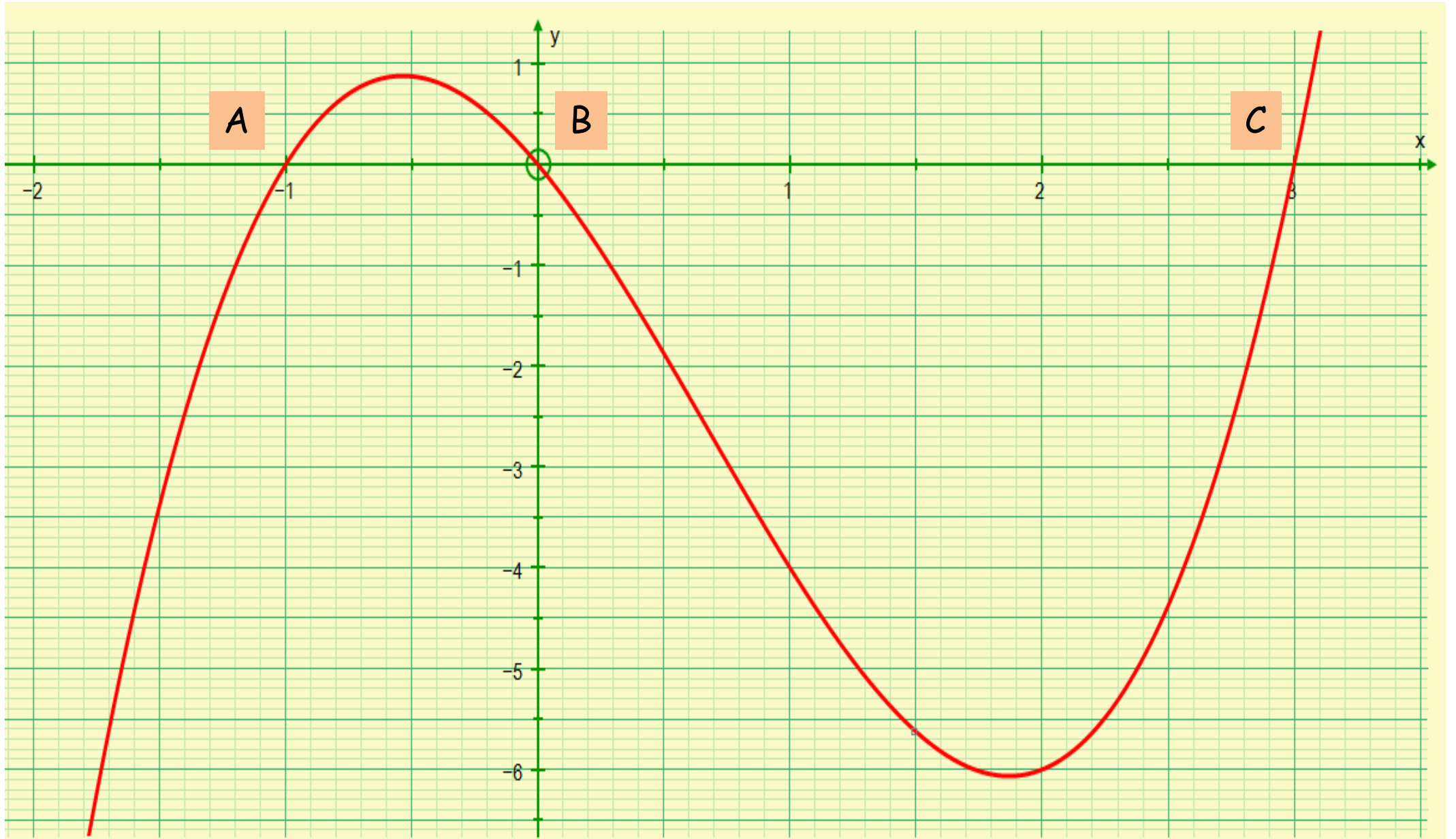
SIC_19



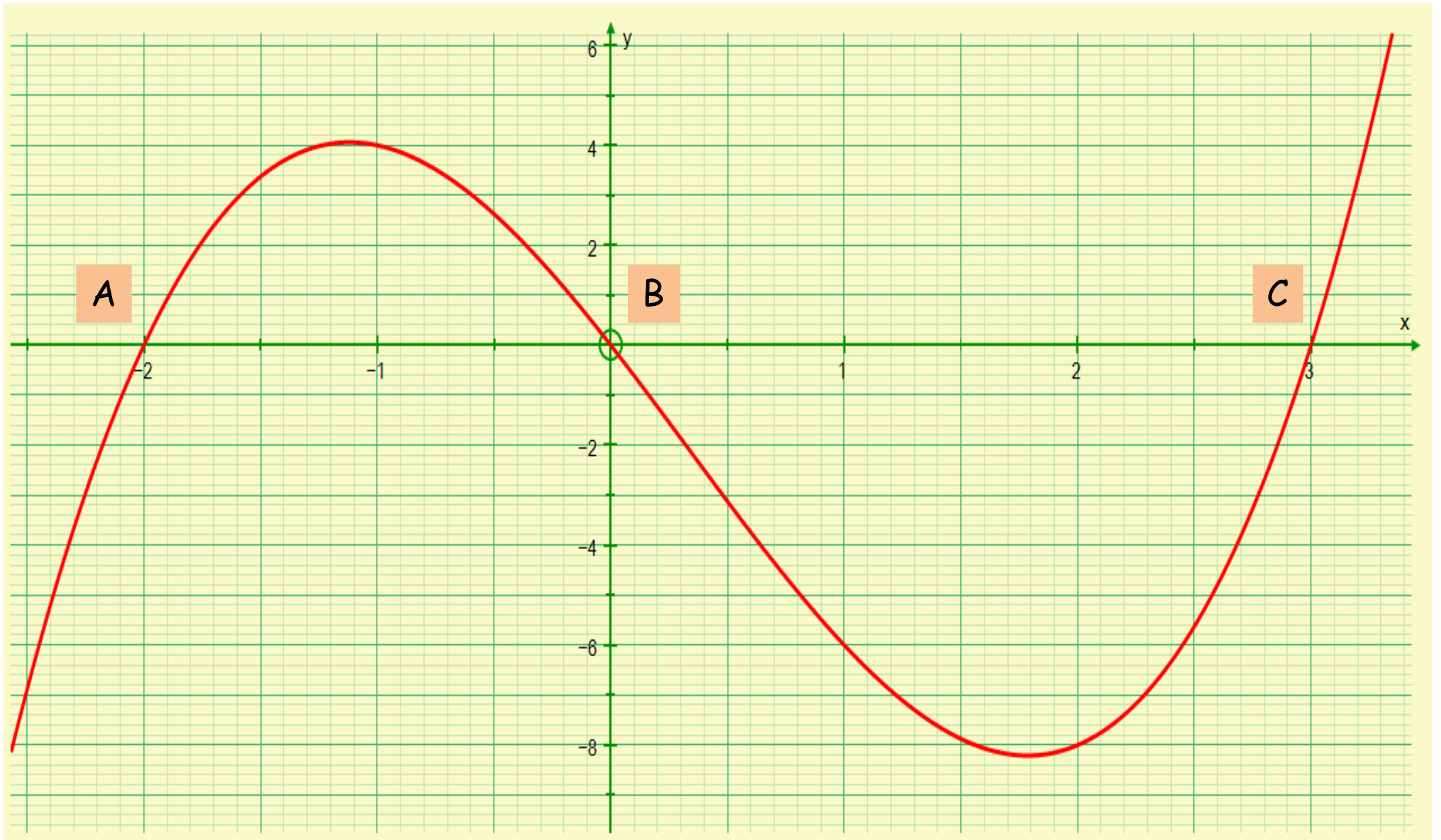
A



B



C



D

- You have the graph of a cubic function, $y = f(x)$.
- The roots of the equation $f(x) = 0$ are labelled A, B and C. They have coordinates $(a, 0)$, $(b, 0)$ and $(c, 0)$, respectively.
- Define the function.
- Find the coordinates of point M, which lies on the graph $y = f(x)$, and is the centre of the circle that passes through B and C.
- Draw a tangent to the graph at M and determine where it cuts the x -axis.
- Use algebra to work out the equation of the tangent to check your accuracy.

SIC_19

- You have the graph of a cubic function, $y = f(x)$.
- The roots of the equation $f(x) = 0$ are labelled A, B and C. They have coordinates $(a, 0)$, $(b, 0)$ and $(c, 0)$, respectively.
- Define the function.
- Find the coordinates of point M, which lies on the graph $y = f(x)$, and is the centre of the circle that passes through B and C.
- Draw a tangent to the graph at M and determine where it cuts the x -axis.
- Use algebra to work out the equation of the tangent to check your accuracy.

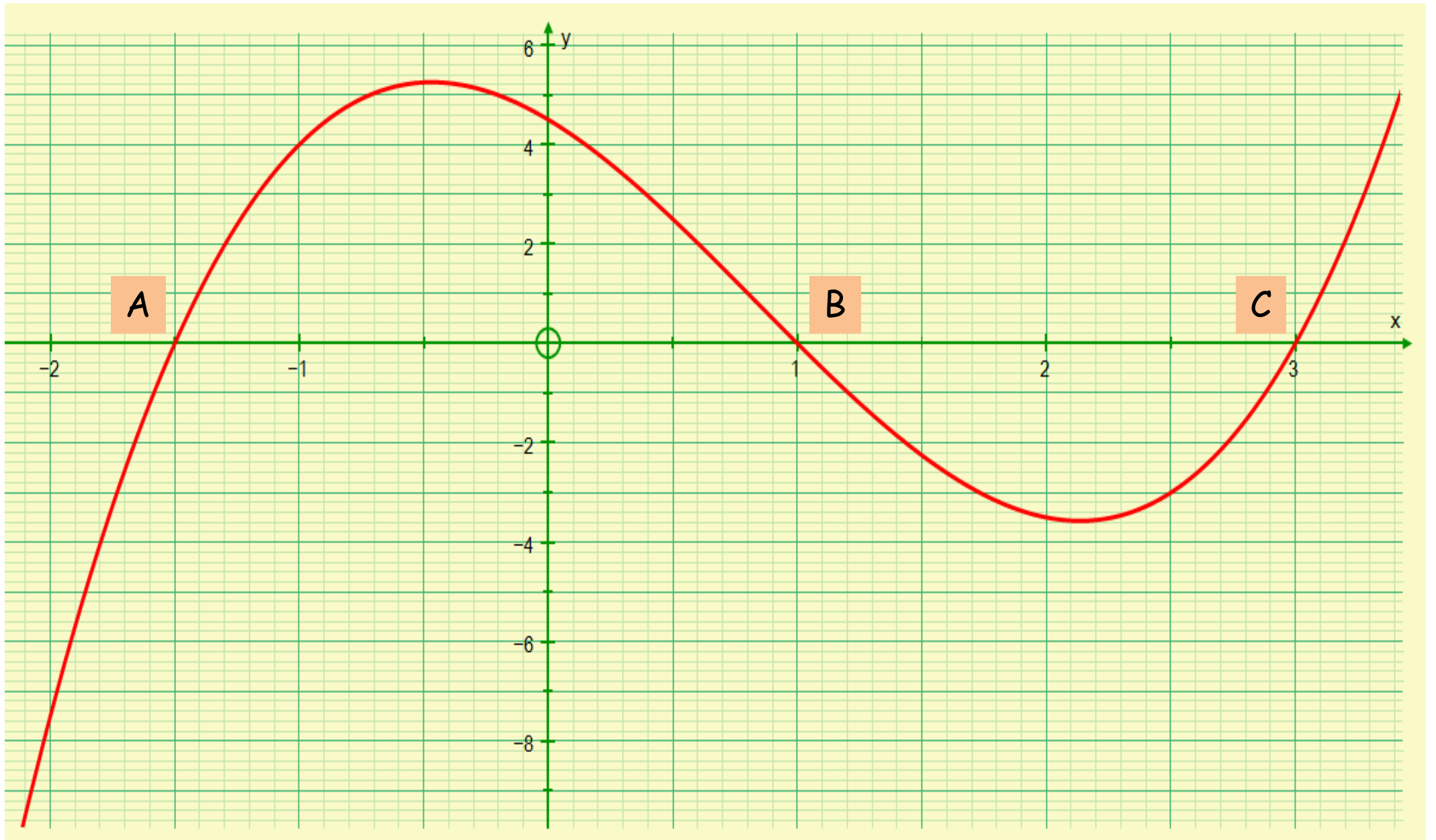
SIC_19

- You have the graph of a cubic function, $y = f(x)$.
- The roots of the equation $f(x) = 0$ are labelled A, B and C. They have coordinates $(a, 0)$, $(b, 0)$ and $(c, 0)$, respectively.
- Define the function.
- Find the coordinates of point M, which lies on the graph $y = f(x)$, and is the centre of the circle that passes through B and C.
- Draw a tangent to the graph at M and determine where it cuts the x -axis.
- Use algebra to work out the equation of the tangent to check your accuracy.

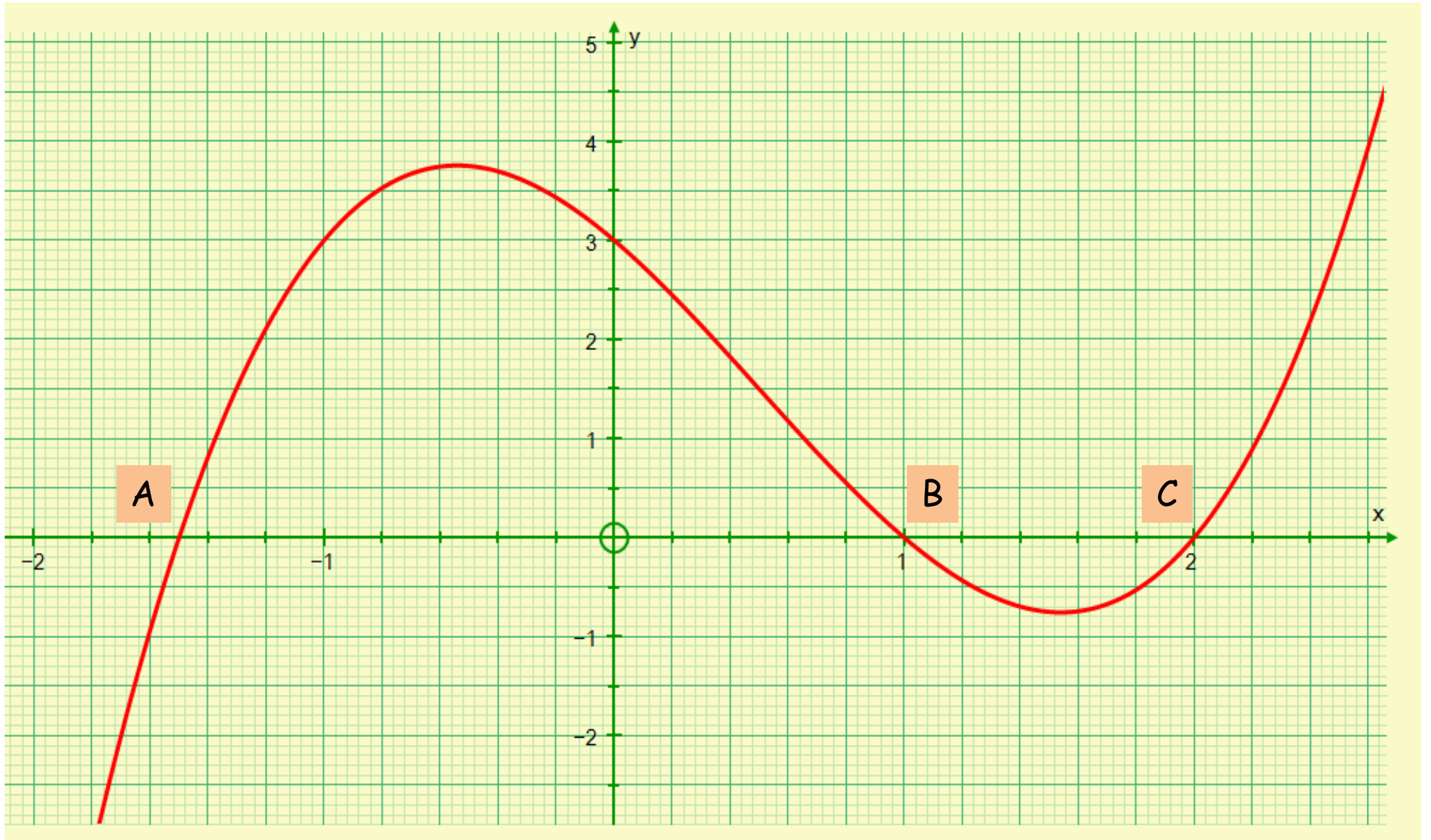
SIC_19

- You have the graph of a cubic function, $y = f(x)$.
- The roots of the equation $f(x) = 0$ are labelled A, B and C. They have coordinates $(a, 0)$, $(b, 0)$ and $(c, 0)$, respectively.
- Define the function.
- Find the coordinates of point M, which lies on the graph $y = f(x)$, and is the centre of the circle that passes through B and C.
- Draw a tangent to the graph at M and determine where it cuts the x -axis.
- Use algebra to work out the equation of the tangent to check your accuracy.

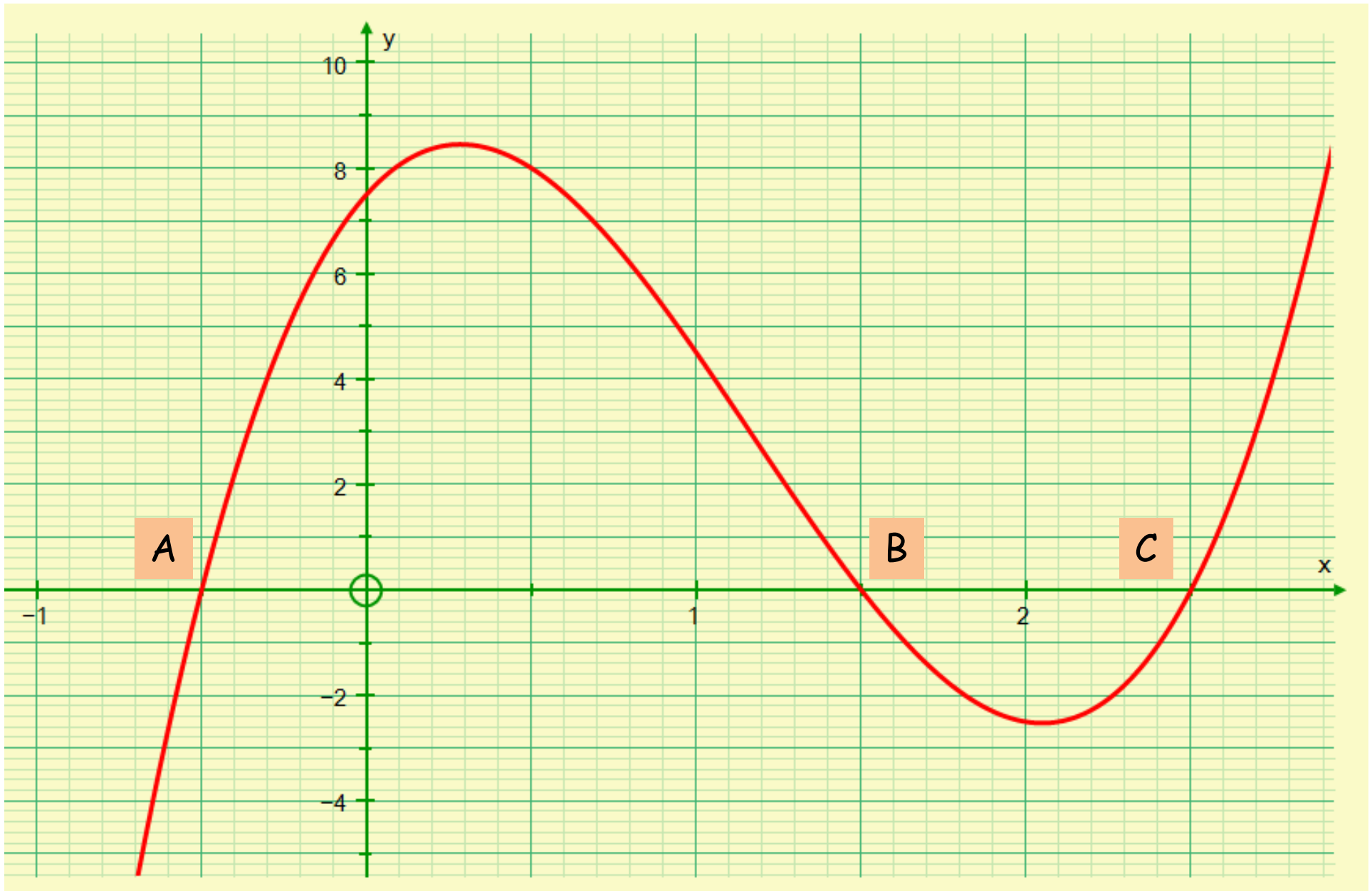
SIC_19



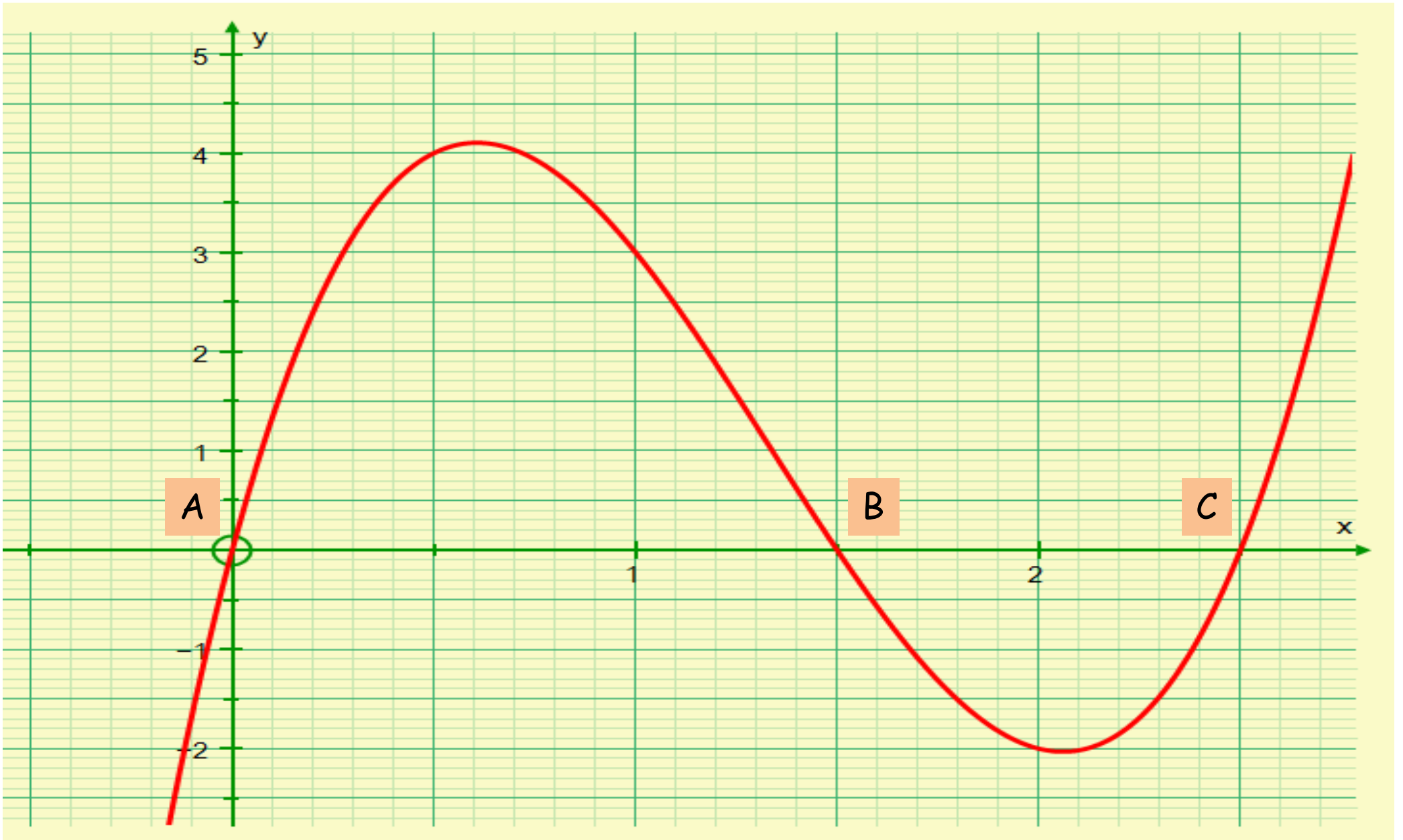
E



F



G



H

- You have the graph of a cubic function, $y = f(x)$.
- The roots of the equation $f(x) = 0$ are labelled A, B and C. They have coordinates $(a, 0)$, $(b, 0)$ and $(c, 0)$, respectively.
- Define the function.
- Find the coordinates of point M, which lies on the graph $y = f(x)$, and is the centre of the circle that passes through B and C.
- Draw a tangent to the graph at M and determine where it cuts the x -axis.
- Use algebra to work out the equation of the tangent to check your accuracy.

SIC_19

- You have the graph of a cubic function, $y = f(x)$.
- The roots of the equation $f(x) = 0$ are labelled A, B and C. They have coordinates $(a, 0)$, $(b, 0)$ and $(c, 0)$, respectively.
- Define the function.
- Find the coordinates of point M, which lies on the graph $y = f(x)$, and is the centre of the circle that passes through B and C.
- Draw a tangent to the graph at M and determine where it cuts the x -axis.
- Use algebra to work out the equation of the tangent to check your accuracy.

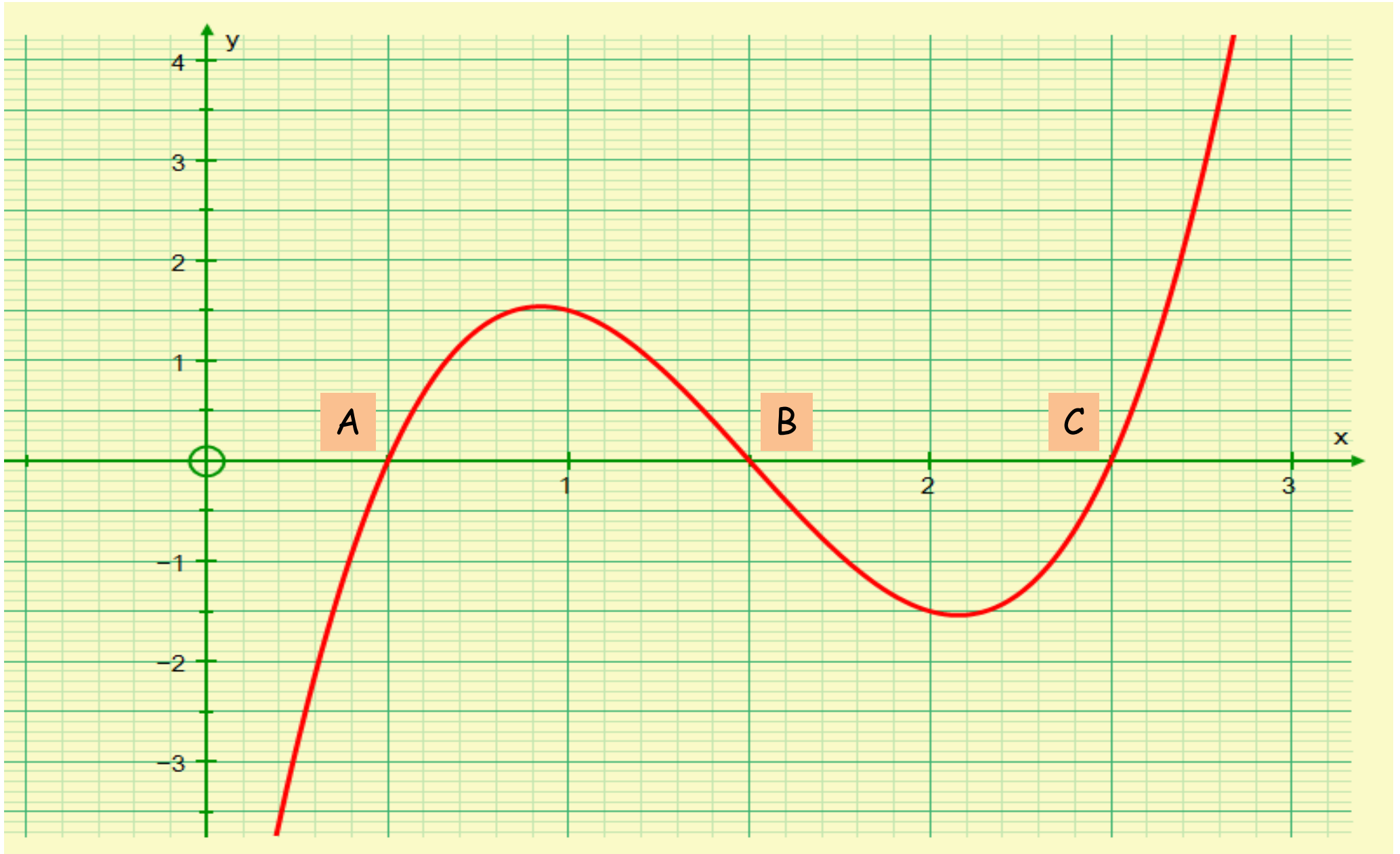
SIC_19

- You have the graph of a cubic function, $y = f(x)$.
- The roots of the equation $f(x) = 0$ are labelled A, B and C. They have coordinates $(a, 0)$, $(b, 0)$ and $(c, 0)$, respectively.
- Define the function.
- Find the coordinates of point M, which lies on the graph $y = f(x)$, and is the centre of the circle that passes through B and C.
- Draw a tangent to the graph at M and determine where it cuts the x -axis.
- Use algebra to work out the equation of the tangent to check your accuracy.

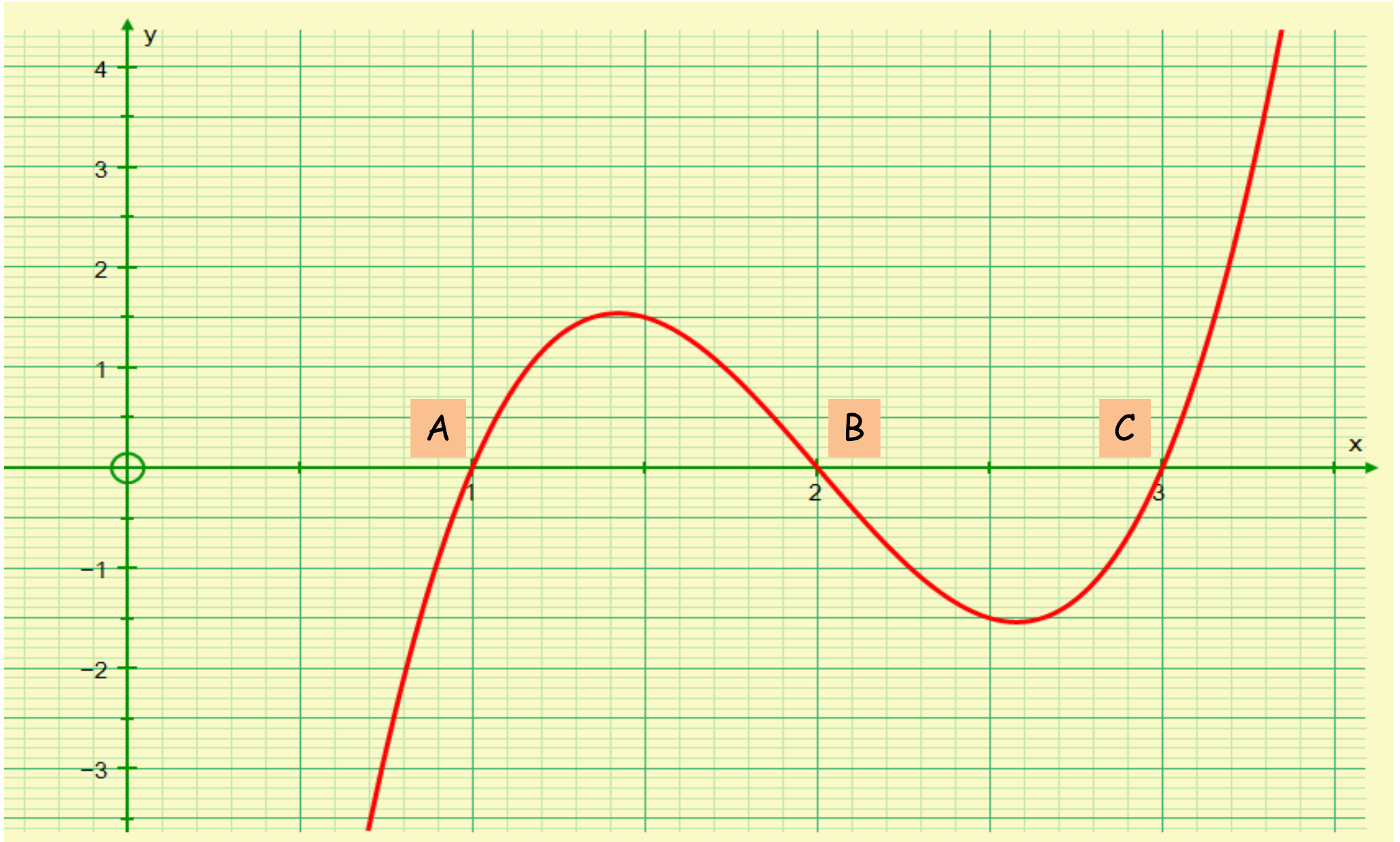
SIC_19

- You have the graph of a cubic function, $y = f(x)$.
- The roots of the equation $f(x) = 0$ are labelled A, B and C. They have coordinates $(a, 0)$, $(b, 0)$ and $(c, 0)$, respectively.
- Define the function.
- Find the coordinates of point M, which lies on the graph $y = f(x)$, and is the centre of the circle that passes through B and C.
- Draw a tangent to the graph at M and determine where it cuts the x -axis.
- Use algebra to work out the equation of the tangent to check your accuracy.

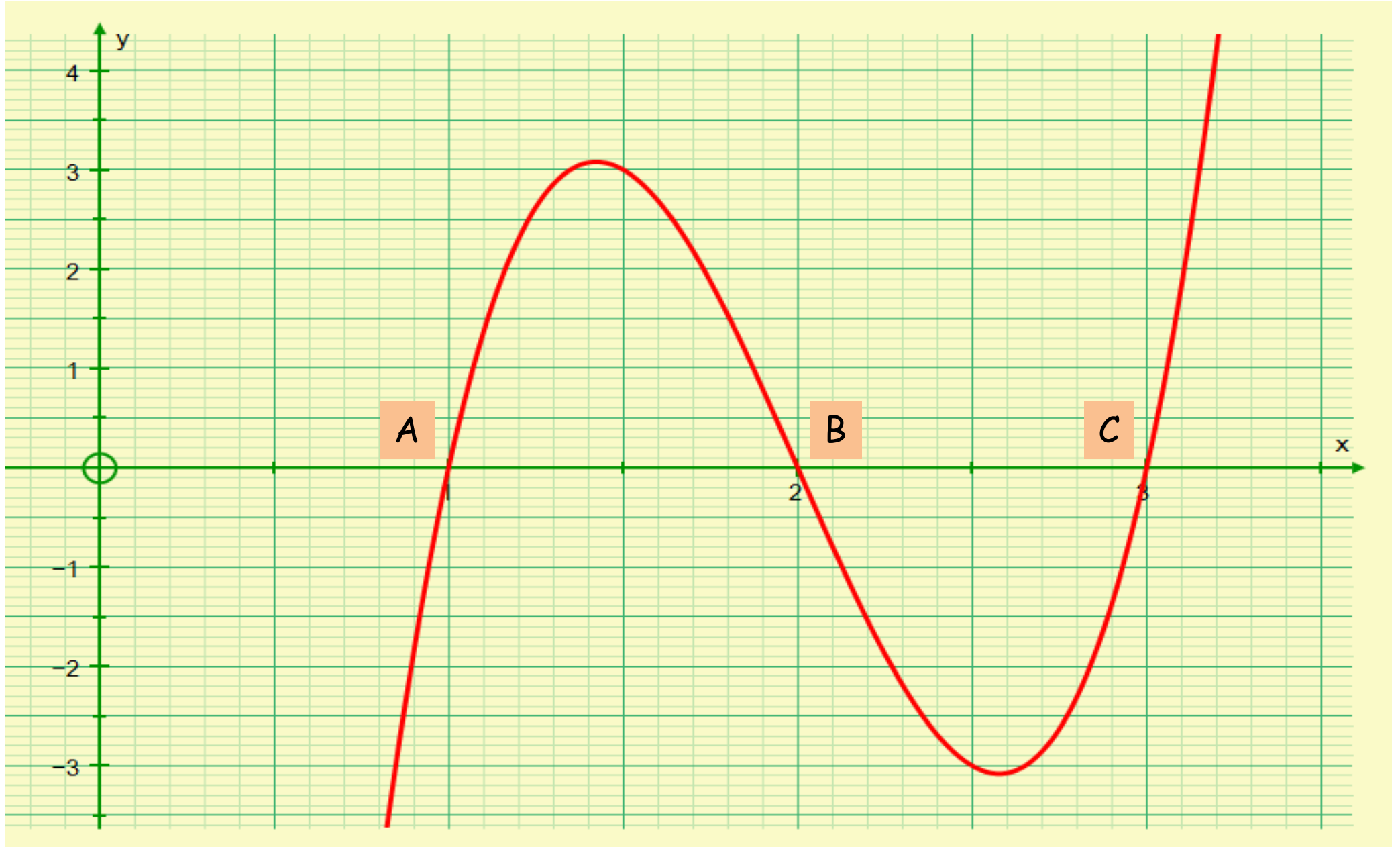
SIC_19



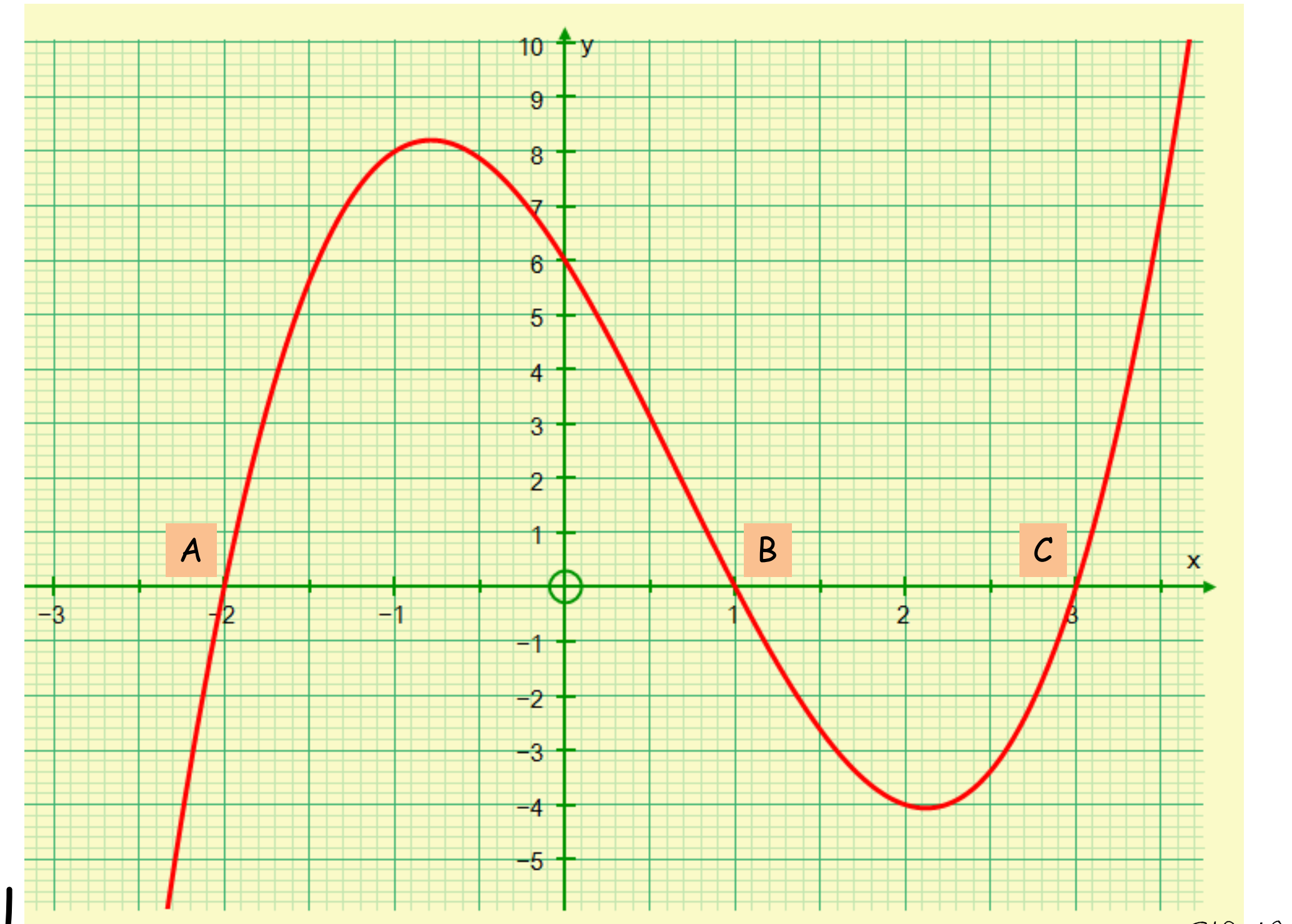
I



J



K



L