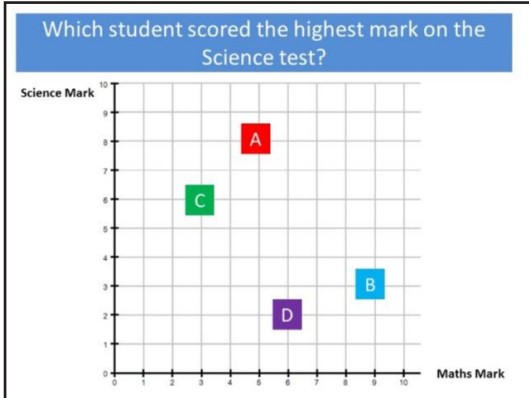




New Maths GCSE: S6 - Interpreting Scatter Diagrams

Name:.....

Date:.....



Correct Answer: A B C D

Explanation:

.....

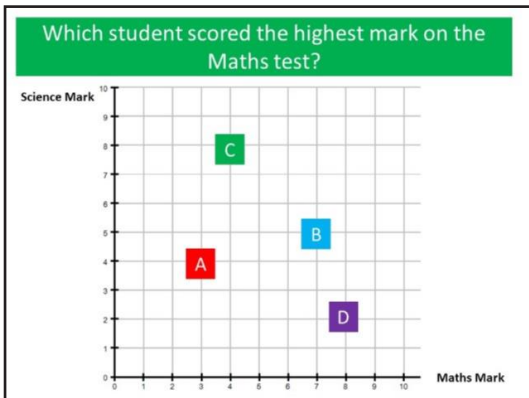
.....

.....

.....

.....

.....



Correct Answer: A B C D

Explanation:

.....

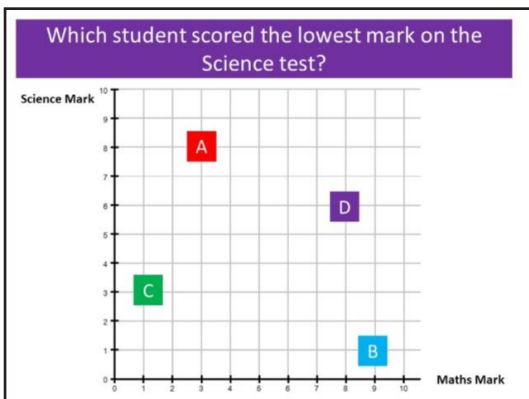
.....

.....

.....

.....

.....



Correct Answer: A B C D

Explanation:

.....

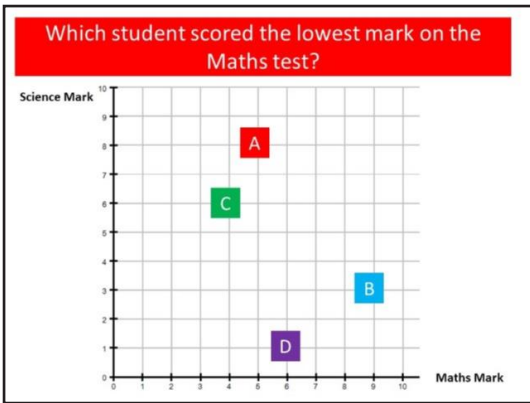
.....

.....

.....

.....

.....



Correct Answer: A B C D

Explanation:

.....

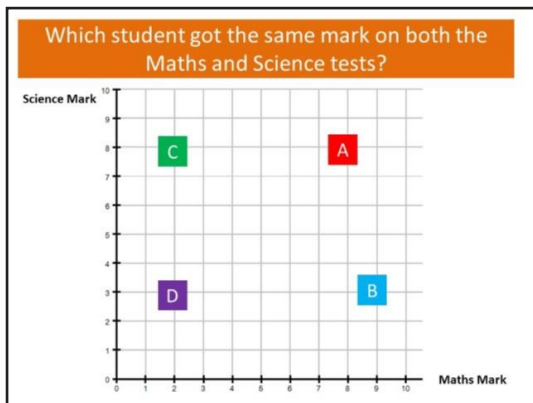
.....

.....

.....

.....

.....



Correct Answer: A B C D

Explanation:

.....

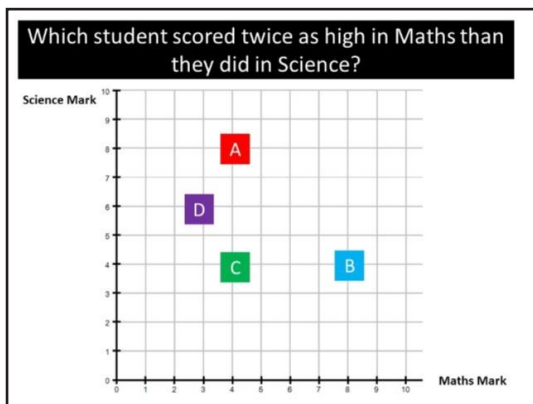
.....

.....

.....

.....

.....



Correct Answer: A B C D

Explanation:

.....

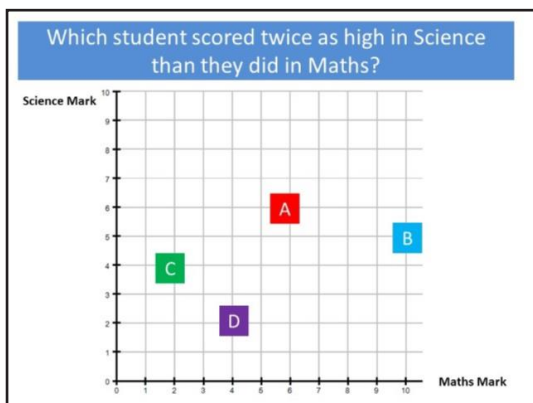
.....

.....

.....

.....

.....



Correct Answer: A B C D

Explanation:

.....

.....

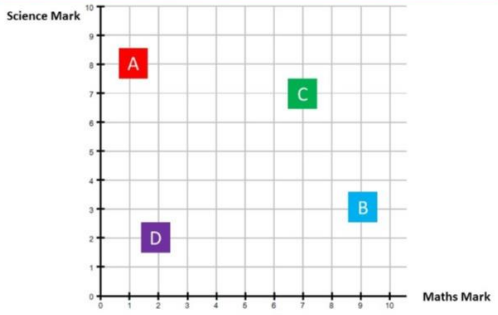
.....

.....

.....

.....

Which student got the highest total mark when you add their scores on both tests together?



Correct Answer: A B C D

Explanation:

.....

.....

.....

.....

.....

.....