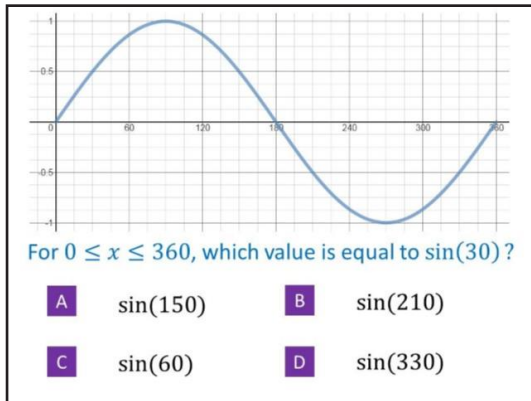




New Maths GCSE: A12 - Equivalent Trigonometry Values from Graphs

Name:

Date:



Correct Answer: A B C D

Explanation:

.....

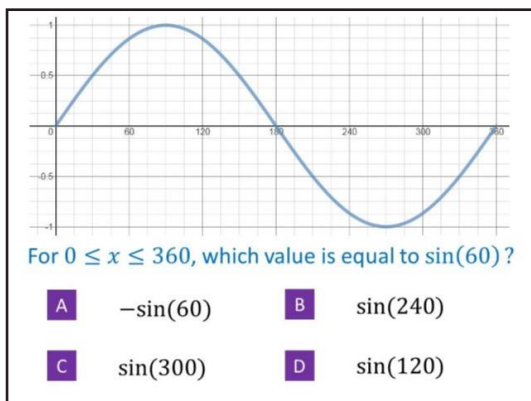
.....

.....

.....

.....

.....



Correct Answer: A B C D

Explanation:

.....

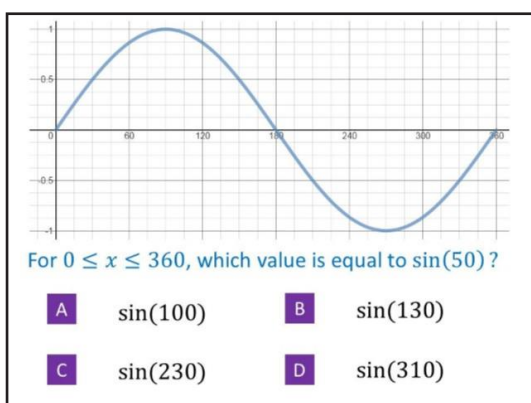
.....

.....

.....

.....

.....



Correct Answer: A B C D

Explanation:

.....

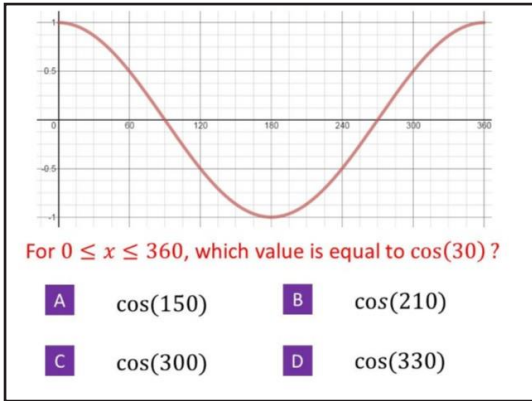
.....

.....

.....

.....

.....



Correct Answer: A B C D

Explanation:

.....

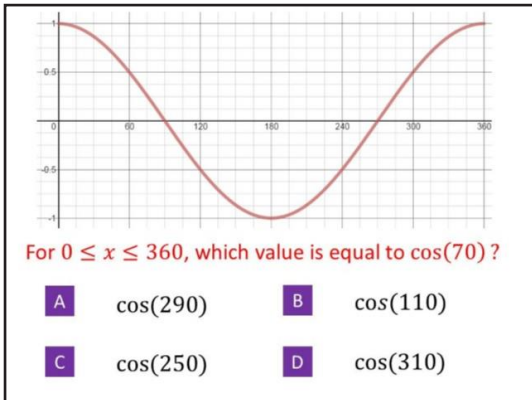
.....

.....

.....

.....

.....



Correct Answer: A B C D

Explanation:

.....

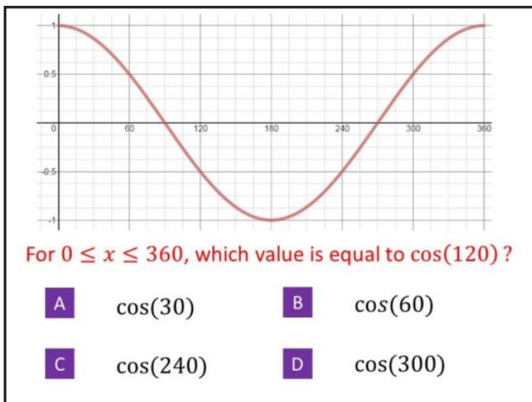
.....

.....

.....

.....

.....



Correct Answer: A B C D

Explanation:

.....

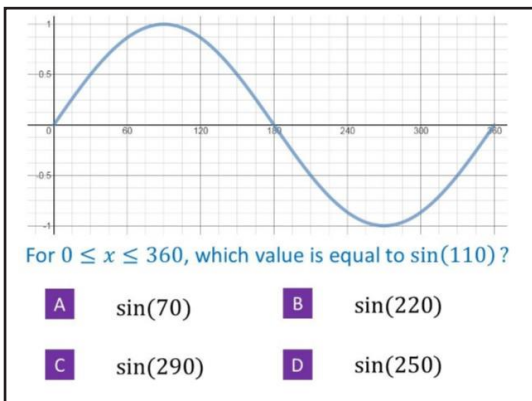
.....

.....

.....

.....

.....



Correct Answer: A B C D

Explanation:

.....

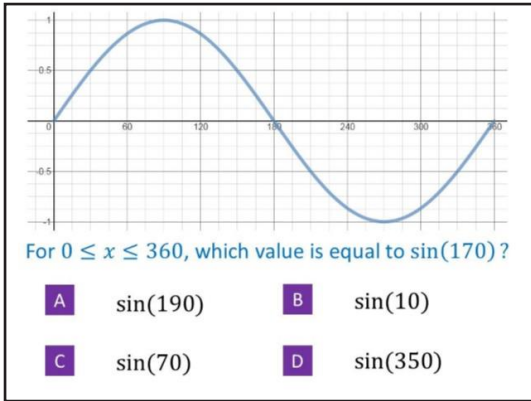
.....

.....

.....

.....

.....



Correct Answer: A B C D

Explanation:

.....

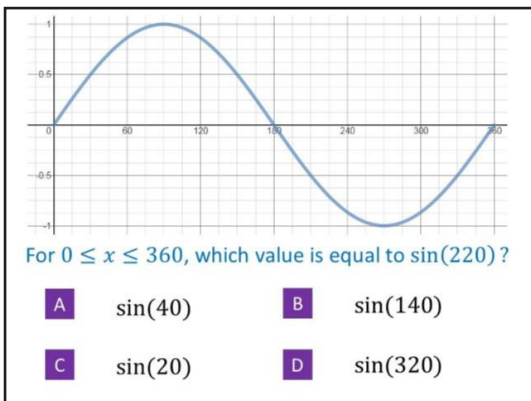
.....

.....

.....

.....

.....



Correct Answer: A B C D

Explanation:

.....

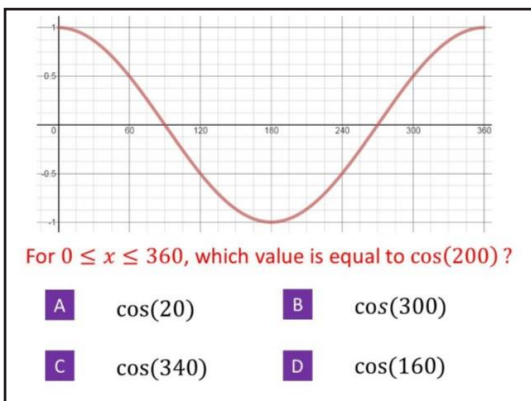
.....

.....

.....

.....

.....



Correct Answer: A B C D

Explanation:

.....

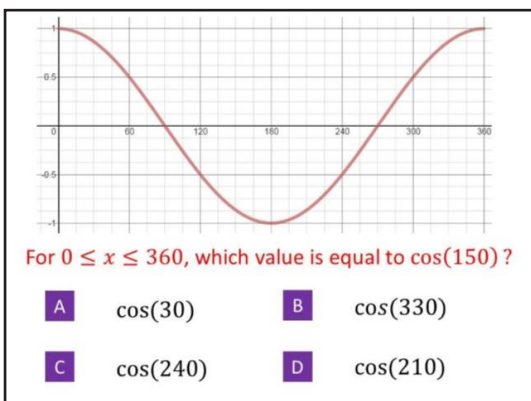
.....

.....

.....

.....

.....



Correct Answer: A B C D

Explanation:

.....

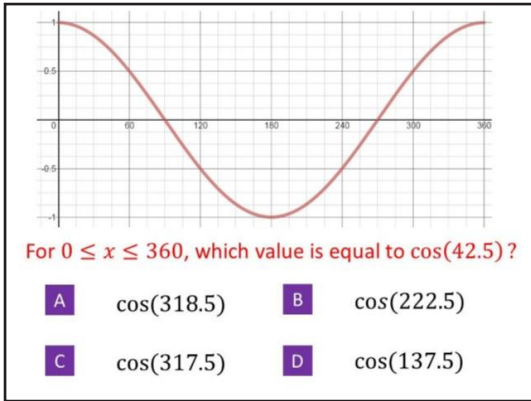
.....

.....

.....

.....

.....



Correct Answer: A B C D

Explanation:

.....

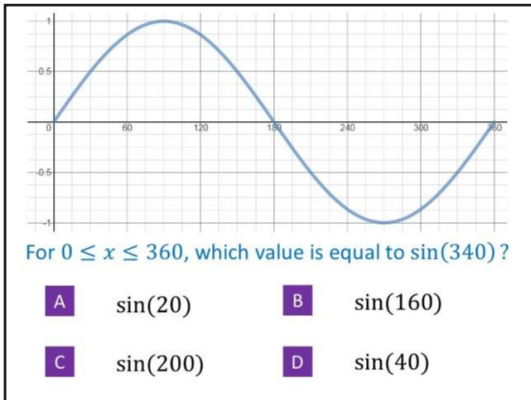
.....

.....

.....

.....

.....



Correct Answer: A B C D

Explanation:

.....

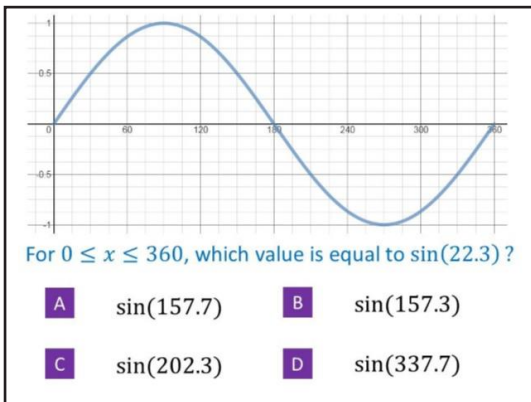
.....

.....

.....

.....

.....



Correct Answer: A B C D

Explanation:

.....

.....

.....

.....

.....

.....