

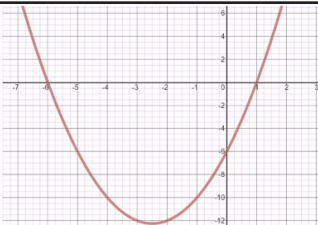


New Maths GCSE: A18 - Graphical Solutions to Quadratic Equations

Name:

Date:

According to the graph, what is the solution to the equation:

$$x^2 + 5x - 6 = 0$$


A $x = -2.5,$
 $x = -12$

B $y = -6$

C $x = 1,$
 $x = -6$

D $x = -1,$
 $x = 6$

Correct Answer: A B C D

Explanation:

.....

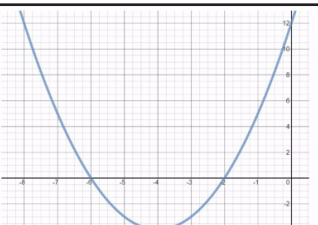
.....

.....

.....

.....

According to the graph, what is the solution to the equation:

$$x^2 + 8x + 12 = 0$$


A $x = -6,$
 $x = -2$

B $x = 6,$
 $x = 2$

C $y = 12$

D $x = -4,$
 $y = -4$

Correct Answer: A B C D

Explanation:

.....

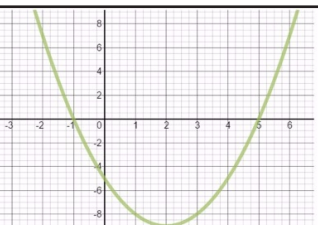
.....

.....

.....

.....

According to the graph, what is the approximate solution to the equation:

$$x^2 - 4x - 5 = 4$$


A $x = -1,$
 $x = 5$

B $x = 5,$
 $x = -1$

C $y = -5$

D $x = -1.5,$
 $x = 5.5$

Correct Answer: A B C D

Explanation:

.....

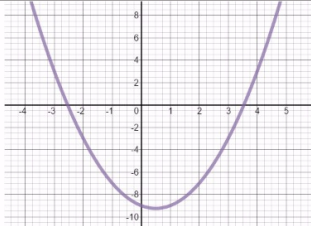
.....

.....

.....

.....

According to the graph, what is the approximate solution to the equation:

$$x^2 - x - 9 = -6$$


A $x = -9$
B $x = -2.5,$
 $x = 3.5$

C $x = -1.2,$
 $x = 2.2$
D No real solutions

Correct Answer: A B C D

Explanation:

.....

.....

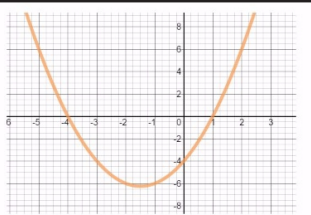
.....

.....

.....

.....

According to the graph, what is the approximate solution to the equation:

$$x^2 + 3x - 4 = -8$$


A $x = -4$
B $x = 4,$
 $x = -1$

C $x = -4,$
 $x = 1$
D No real solutions

Correct Answer: A B C D

Explanation:

.....

.....

.....

.....

.....

.....